

SDR 37/2016

24 March 2016

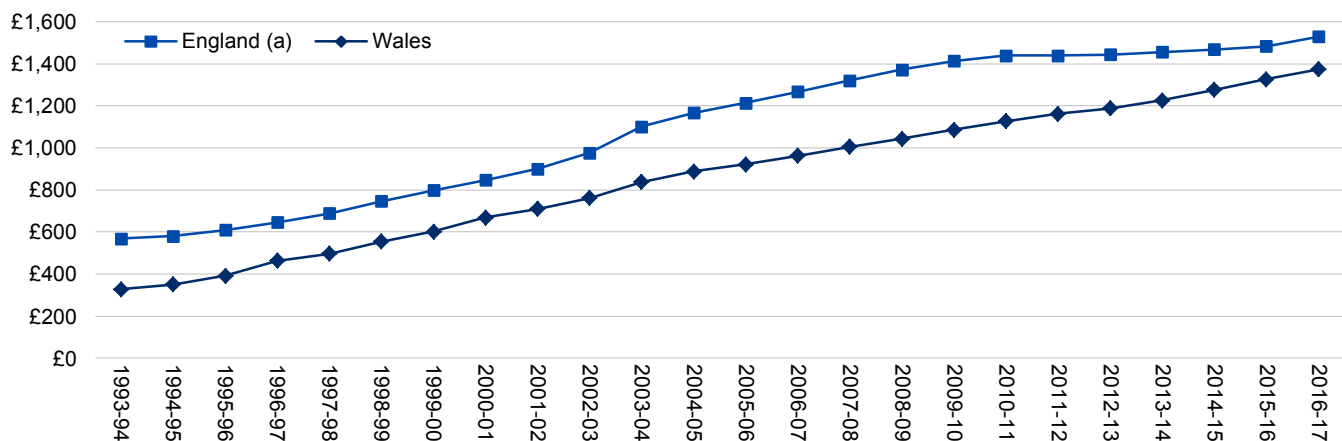
Council Tax Levels in Wales: 2016-17

Council tax is a tax on domestic property set by local authorities in order to collect sufficient revenue to meet their demand. It is calculated based on the council tax band assigned to each dwelling in each local authority which are each assigned to one of nine valuation bands: A to I. This release provides details of the levels of average band D council tax in Welsh local authorities for the financial year 2016-17 and changes over 2015-16.

Key points

- Average band D council tax for Wales for 2016-17 is £1,374. This includes £1,127 for county councils, £216 for police and £30 for community councils. Band D figures for billing authorities, including police elements, vary from £1,071 in Pembrokeshire to £1,695 in Blaenau Gwent (table 1).
- County council increases in band D council tax for 2016-17 average £41 or 3.7% over the previous year. Police increases average £6 or 2.8%. These increases combine to produce an average band D rise of £47 or 3.5% (table 2).
- South Wales Police and Gwent Police have the largest band D increases of 4.0%. Dyfed Powys Police have frozen their band D council tax (table 2).
- Conwy has the largest overall band D percentage increase of 4.4%. Caerphilly has the smallest overall band D percentage increase of 1.5% (table 2).
- In England, the estimated Band D percentage increase is 3.1% (chart 5).
- Welsh average band D council tax is 90% of the latest estimated figure of £1,530 for England (chart 1).

Chart 1: Average band D council tax



(a) England figures based on estimates for 2016-17 from the Chartered Institute of Public Finance and Accountancy.

Additional information is available at: stats.wales.gov.uk

Contact: Anthony Newby

Tel: 029 2082 5673

Email: stats.finance@wales.gsi.gov.uk

Next update: March 2017 (provisional)

Twitter: www.twitter.com/statisticswales | www.twitter.com/ystadegaucymru

Cyhoeddwyd gan Y Gwasanaethau Gwybodaeth a Dadansoddi

Llywodraeth Cymru, Parc Cathays, Caerdydd, CF10 3NQ

Ffôn – Swyddfa'r Wasg **029 2089 8099**, Ymholiadau Cyhoeddus **029 2082 3332**

www.llyw.cymru/ystadegau

Issued by Knowledge and Analytical Services

Welsh Government, Cathays Park, Cardiff, CF10 3NQ

Telephone – Press Office **029 2089 8099**, Public Enquiries **029 2082 5050**

www.gov.wales/statistics



Llywodraeth Cymru
Welsh Government

Council tax can be measured in 'band D' or in 'per dwelling' terms. Band D has historically been used as the standard for comparing council tax levels between and across local authorities. This measure is not affected by the varying distribution of properties in bands that can be found across authorities. The 'per dwelling' calculation uses chargeable dwelling figures which gives an indication of the average amount of council tax that is actually paid per household.

Table 1 shows the average band D and the average per dwelling figures for council tax levels across all billing authorities. The table also shows county, community council and police elements. The average council tax per dwelling ranges from £958 in Caerphilly to £1,573 in Monmouthshire.

Table 1: Breakdown of band D council tax in Wales, 2016-17

	Of which:				Average per dwelling
	Average band D	County council element	Community council element (a)	Police authority element	
Isle of Anglesey	1,341	1,061	39	240	1,202
Gwynedd	1,484	1,207	37	240	1,291
Conwy	1,342	1,064	38	240	1,221
Denbighshire	1,445	1,159	45	240	1,305
Flintshire	1,353	1,071	41	240	1,290
Wrexham	1,310	1,025	44	240	1,200
Powys	1,335	1,090	44	200	1,314
Ceredigion	1,354	1,124	30	200	1,261
Pembrokeshire	1,071	841	30	200	976
Carmarthenshire	1,392	1,118	74	200	1,183
Swansea	1,395	1,176	11	208	1,180
Neath Port Talbot	1,657	1,408	41	208	1,212
Bridgend	1,542	1,298	37	208	1,297
Vale of Glamorgan	1,362	1,111	43	208	1,397
Cardiff	1,270	1,060	2	208	1,269
Rhondda Cynon Taf	1,563	1,331	24	208	1,131
Merthyr Tydfil	1,609	1,400	1	208	1,101
Caerphilly	1,233	1,002	11	220	958
Blaenau Gwent	1,695	1,457	18	220	1,078
Torfaen	1,405	1,141	44	220	1,148
Monmouthshire	1,406	1,138	48	220	1,573
Newport	1,199	975	4	220	1,054
Wales average	1,374	1,127	30	216	1,206

(a) The average community council element across the county.

Chart 2 shows the differences in average per dwelling by billing authority compared with the Wales average in 2016-17. Caerphilly's average per dwelling is £248 less than the Welsh average and Monmouthshire is £368 more.

Chart 2: Difference in average council tax per dwelling compared with the Welsh average, 2016-17

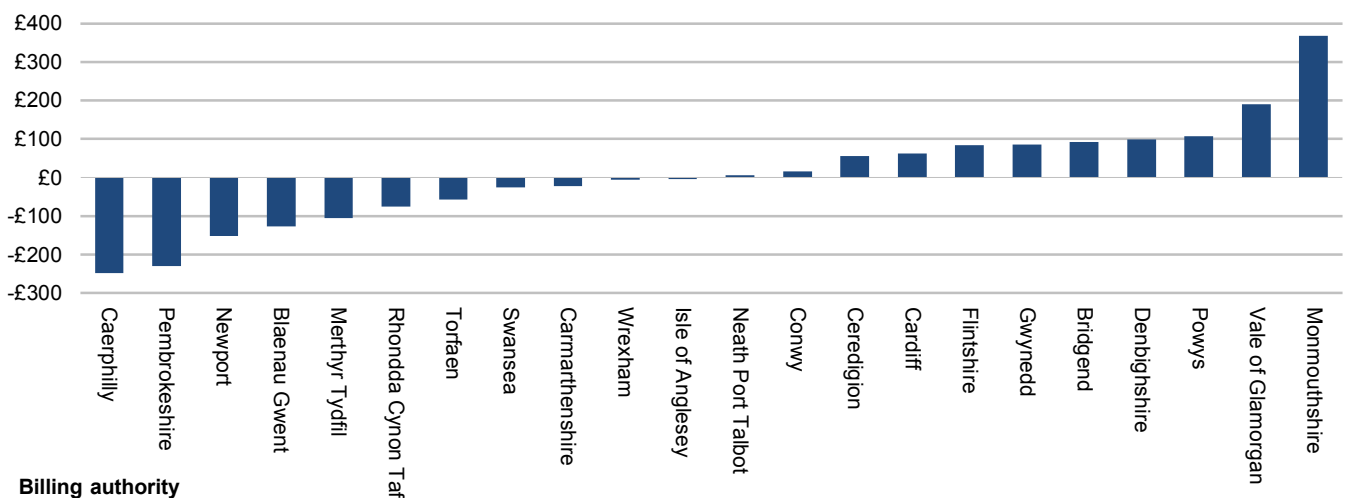


Chart 3 shows the average band D council tax by billing authority. Blaenau Gwent has the largest average band D council tax whilst Pembrokeshire has the smallest average band D council tax.

Chart 3: Average band D council tax, 2016-17

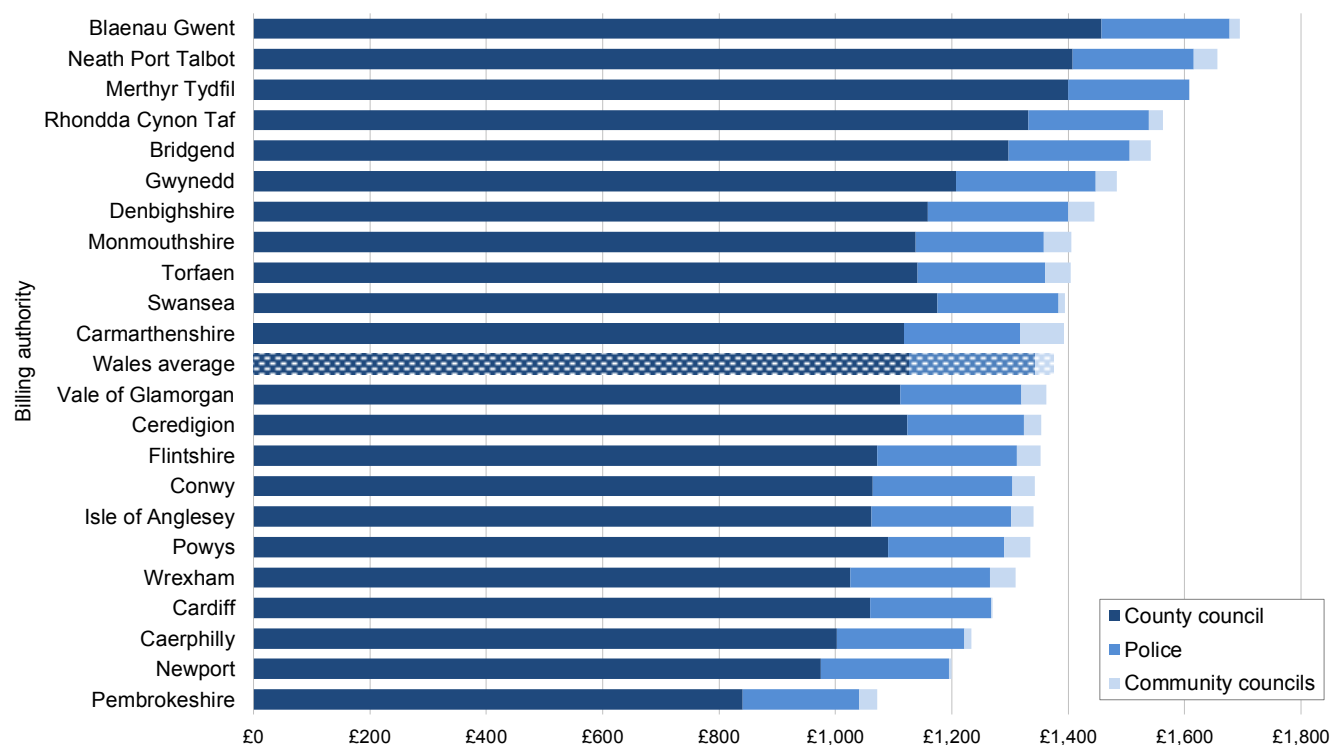


Table 2 compares the increases in average band D council tax in relation to the previous year for counties (including community councils) and police. Conwy has the largest percentage increase of 4.4%. All other authorities have increased by at least 1.5%. The Wales county average is 3.7%. South Wales Police and Gwent Police have the largest band D increases of 4.0%. Dyfed Powys Police have frozen their band D council tax. The overall Wales average Band D increase, including police elements, is 3.5%.

Table 2: Increases in average band D council tax

	2015-16 £	2016-17 £	Of which:			Due to:			Police authority area
			Overall increase £	(a) County £	Police £	Overall increase %	(a) County %	Police %	
Isle of Anglesey	1,296	1,341	44	40	5	3.4	3.8	2.0	North Wales
Gwynedd	1,430	1,484	54	49	5	3.8	4.1	2.0	
Conwy	1,286	1,342	56	51	5	4.4	4.9	2.0	
Denbighshire	1,422	1,445	22	18	5	1.6	1.5	2.0	
Flintshire	1,301	1,353	52	47	5	4.0	4.4	2.0	
Wrexham	1,276	1,310	33	29	5	2.6	2.8	2.0	
Powys	1,287	1,335	48	48	0	3.7	4.4	0.0	
Ceredigion	1,300	1,354	54	54	0	4.2	4.9	0.0	
Pembrokeshire	1,029	1,071	42	42	0	4.1	5.1	0.0	
Carmarthenshire	1,348	1,392	45	45	0	3.3	3.9	0.0	
Swansea	1,342	1,395	53	45	8	3.9	3.9	4.0	South Wales
Neath Port Talbot	1,609	1,657	48	40	8	3.0	2.9	4.0	
Bridgend	1,483	1,542	59	51	8	4.0	4.0	4.0	
Vale of Glamorgan	1,312	1,362	51	43	8	3.9	3.8	4.0	
Cardiff	1,224	1,270	46	38	8	3.7	3.7	4.0	
Rhondda Cynon Taf	1,519	1,563	44	36	8	2.9	2.7	4.0	
Merthyr Tydfil	1,554	1,609	55	47	8	3.6	3.5	4.0	
Caerphilly	1,215	1,233	19	10	8	1.5	1.0	4.0	Gwent
Blaenau Gwent	1,635	1,695	60	51	8	3.6	3.6	4.0	
Torfaen	1,352	1,405	52	44	8	3.9	3.8	4.0	
Monmouthshire	1,349	1,406	57	49	8	4.3	4.3	4.0	
Newport	1,154	1,199	45	37	8	3.9	3.9	4.0	
Wales average	1,328	1,374	47	41	6	3.5	3.7	2.8	

(a) Including community council precepts.

Chart 4 shows the average changes in council tax compared to the previous year. The average increase for Wales is £47, made up of £41 for county councils and £6 for police.

Chart 4: Change in average band D council tax, 2016-17

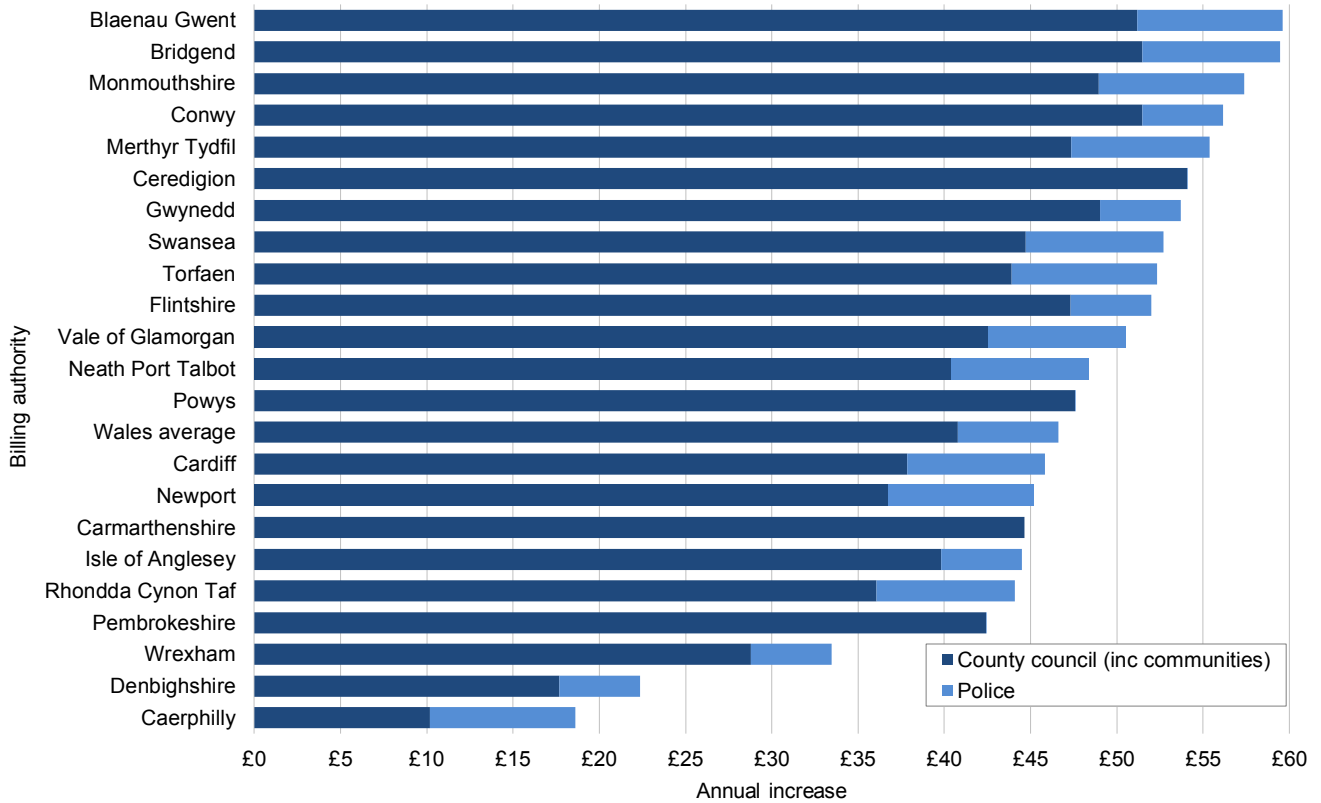
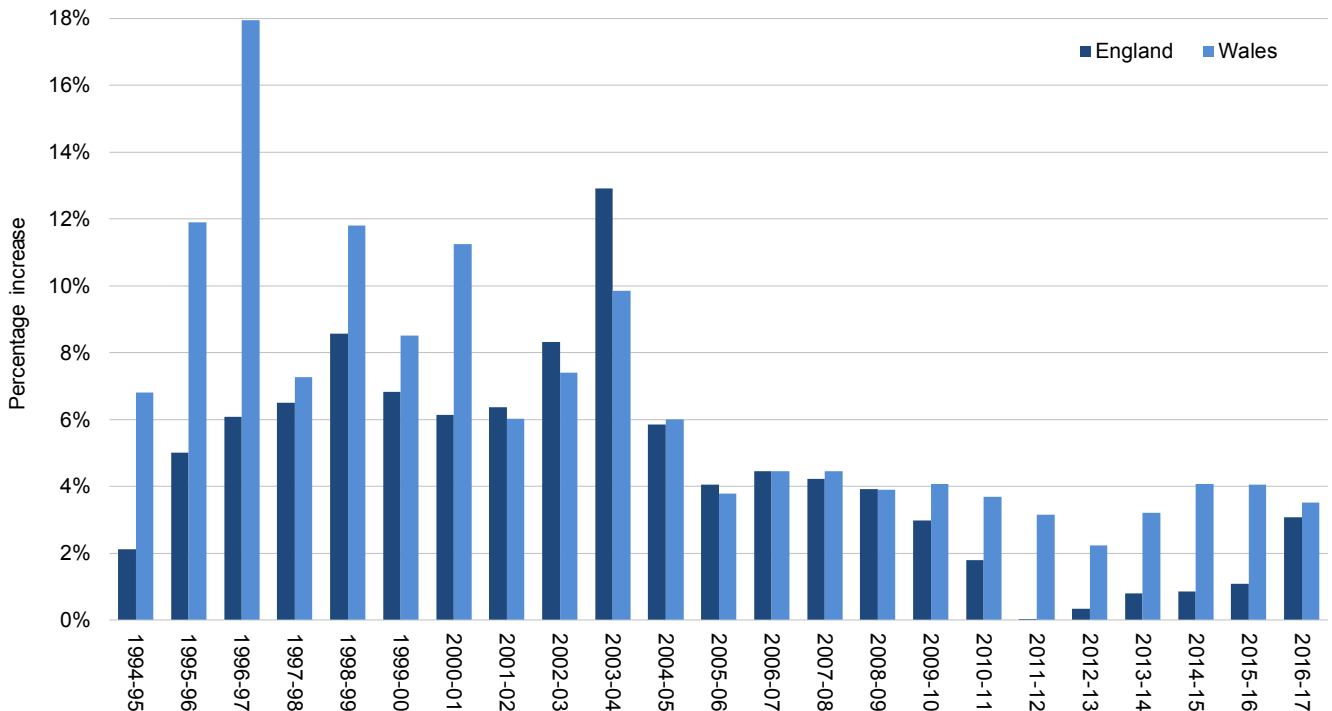


Chart 5 compares band D council tax increases between Wales and England. Council tax rose faster in Wales up to 2000-01, albeit from a lower base. From 2001-02 to 2003-04 England had higher increases. From 2004-05 to 2008-09 the increases were similar. From 2009-10 to 2016-17 figures show a higher increase in Wales. Wales band D is on average £156 less than England. Between 2011-12 and 2015-16, central government funded a council tax freeze for many English authorities.

Chart 5: Year-on-year increase in band D council tax (a)



(a) Band D council tax levels in England did not increase in 2011-12.

Table 3 shows that budget requirement (see notes) has increased on average by 0.7% for counties and increased by 1.1% for police. This reflects reduced central government support, partly offset by the increase in council tax income. The proportion of budget met from council tax for police varies from 38% for South Wales Police to 48% for North Wales Police. This same proportion varies by county from 19% for Caerphilly to 37% for Monmouthshire.

Table 3: Budget requirement and council tax income

	Budget requirement				Council tax income (£m)	CT income as % of budget
	2015-16 (£m)	2016-17 (£m)	Change			
			(£m)	%		
Counties:						
Isle of Anglesey	125.0	125.2	0.2	0.2	33.3	27
Gwynedd	227.9	229.1	1.2	0.5	62.1	27
Conwy	203.5	204.3	0.8	0.4	54.8	27
Denbighshire	186.1	186.5	0.3	0.2	46.8	25
Flintshire	252.5	254.6	2.1	0.8	69.8	27
Wrexham	225.5	226.4	0.9	0.4	56.7	25
Powys	240.5	239.8	-0.7	-0.3	69.4	29
Ceredigion	132.8	132.4	-0.4	-0.3	35.4	27
Pembrokeshire	204.3	203.8	-0.5	-0.2	46.9	23
Carmarthenshire	333.2	336.2	3.0	0.9	84.6	25
Swansea	409.4	413.6	4.2	1.0	105.8	26
Neath Port Talbot	270.3	273.0	2.7	1.0	67.4	25
Bridgend	253.9	256.8	2.9	1.1	69.3	27
Vale of Glamorgan	214.7	215.7	1.0	0.5	65.3	30
Cardiff	567.0	576.4	9.4	1.7	150.1	26
Rhondda Cynon Taf	451.4	454.5	3.1	0.7	100.7	22
Merthyr Tydfil	113.3	114.3	1.0	0.9	25.1	22
Caerphilly	323.2	323.7	0.5	0.1	60.4	19
Blaenau Gwent	138.4	138.8	0.4	0.3	29.5	21
Torfaen	167.9	168.3	0.4	0.2	39.0	23
Monmouthshire	144.2	145.0	0.8	0.6	53.5	37
Newport	261.6	264.1	2.5	1.0	55.0	21
Total counties	5,446.5	5,482.3	35.9	0.7	1,380.8	25
Dyfed Powys Police	93.3	93.3	0.0	0.0	43.3	46
Gwent Police	117.8	119.5	1.8	1.5	47.0	39
North Wales Police	139.8	141.1	1.2	0.9	68.3	48
South Wales Police	255.1	258.9	3.8	1.5	99.3	38
Total police	606.0	612.9	6.8	1.1	258.0	42
Total Wales	6,052.5	6,095.2	42.7	0.7	1,638.8	27

Charts 6 and 7 show the funding of budget requirement separately for counties and police.

Chart 6: Funding of Budget Requirement, 2016-17 for Counties

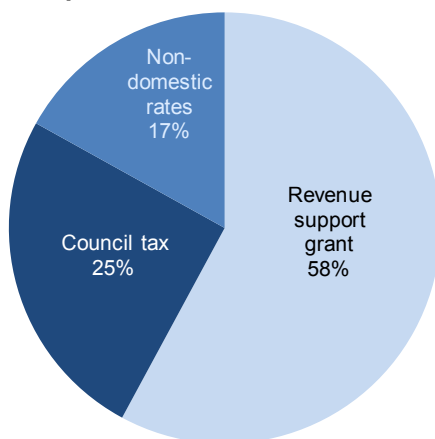
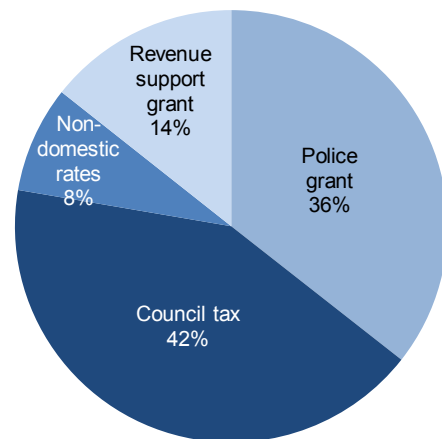


Chart 7: Funding of Budget Requirement, 2016-17 for Police



Technical Notes on Council Tax Levels in Wales

Billing

County and county borough councils are known as billing authorities, i.e. they collect council tax on behalf of the other charging authorities, namely police authorities and local community councils.

Budget Requirement

Budget requirement is gross revenue expenditure less that funded by all non-police specific government grants and that expenditure funded from local authority reserves. It is the amount of expenditure which is supported by the council tax and general support from central government, i.e. revenue support grant, police grant and redistributed non-domestic rates.

Prior to 2013-14, council tax benefit grants were provided by the Department of Work and Pensions but reforms have meant that authorities in Wales are now funded from the Welsh Government through additional revenue support grant (and also council tax reduction scheme grant in 2013-14). As a result, budget requirement for 2013-14 and beyond will be higher by these amounts and not consistent with previous years.

Quality

We publish a detailed [quality report](#) on Welsh Local Government Finance statistics.

The main sources of information on council tax levels in Wales are the budget requirement (BR) returns. Wales collect 100% of returns from all twenty-two county councils and four police and crime commissioners. The Chartered Institute of Public Finance and Accountancy (CIPFA) supplies figures for England. These are estimates based on data available at time of publication.

Rounding

In tables where figures have been rounded to the nearest final digit there may be an apparent discrepancy between the sum of the constituent items and the total as shown.

Accessing the data

Much of the data behind the charts and tables shown in this release can be found on Statswales, a free-to-use internet service that allows visitors to view, manipulate, create and download tables from the most up to date and detailed official data in Wales. At the navigation screen of the following site - <https://statswales.wales.gov.uk/Catalogue/Local-Government/Finance/Council-Tax/Levels>

please select:

→Local Government

→ Finance

→Council Tax

→Levels

Further information

Statistics on council tax levels are also published in both [England](#) and [Scotland](#). The council tax system does not apply to Northern Ireland.

Feedback

We actively encourage feedback of our statistics. If you have any comments or queries, then please contact using the details below

Local Government Finance Statistics
Knowledge and Analytical Services
Welsh Government
Cathays Park
Cardiff
CF10 3NQ

Email: stats.finance@wales.gsi.gov.uk
Tel: 029 2082 5673 or 3169



All content is available under the Open Government Licence v3.0 , except where otherwise stated.
<http://www.nationalarchives.gov.uk/doc/open-government-licence/version/3/>