










- | | | | | |
|---|--------------------------|---|-------------------------------------|---|
|  | LDP Development Boundary |  | Tree Preservation Order | |
|  | Candidate Site |  | Site of Special Scientific Interest |  |
|  | Allocation |  | |  |

Settlement: LLANGAMMARCH

Site Summary	Site allocated in LDP
Candidate Site: 1135 Land at Park Farm	X

Site		Summary
<p>Candidate Site: 1135 Site Address: Land at Park Farm</p> <p>Site adjacent existing settlement and development boundary. Access issues raise serious concerns as to the deliverability of the site.</p>		<p>The site has not been taken forward as an allocation in the draft LDP as: The site is constrained, most significantly by Highways issues; and It is considered that the settlement is downgraded in the proposed LDP settlement hierarchy to a "Small Village" where a policy approach will be used to determine development proposals over the Plan period.</p>